

HERZ - Distribution cabinets

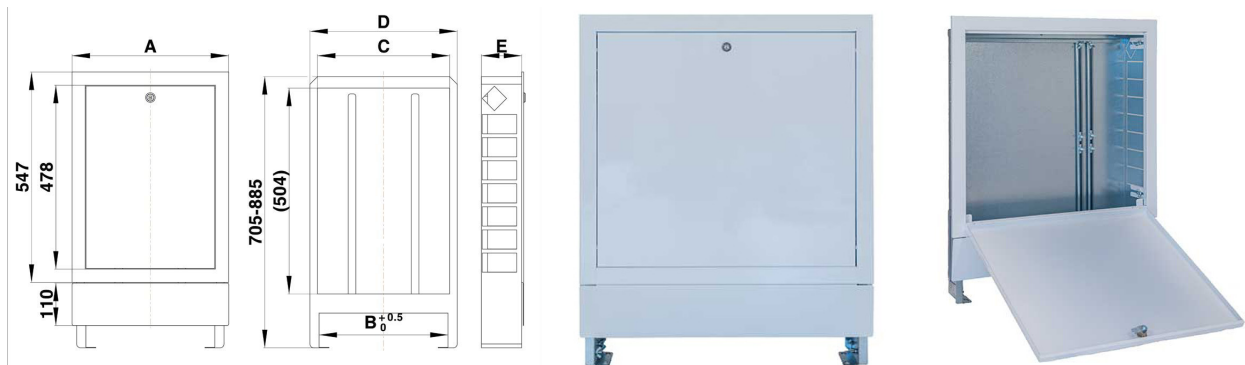
Datasheet 1 9412 XX, 0426

☑ Description

The distribution cabinet is an aesthetic and practical solution for installing components of underfloor heating, cooling, and plumbing systems. It provides easy access to distribution manifolds while also serving as a practical space for additional components (valves, etc.). It is made of high-quality galvanized sheet metal and is powder-coated. The cabinet depth can be adjusted using adjustable brackets, and the front door can be removed.

☑ HERZ in-wall distribution cabinet 80-110

The in-wall distribution cabinet 80-110 is a compact and functional cabinet intended for professional installation of distributors in residential and commercial spaces, especially in situations where a smaller installation depth is required. The combination of modern design, solid construction and precise workmanship enables safe, simple and aesthetically pleasing installation.



☑ Technical characteristics:

- Installation depth: 80-110 mm
- Surface treatment of frame, door, cover panels: powder coating, RAL 9016 (white)
- Opening for installations: perforated side and top openings
- Adjustable distributor holder rails
- Lock: high-quality plastic lock
- Included materials for mounting the manifold

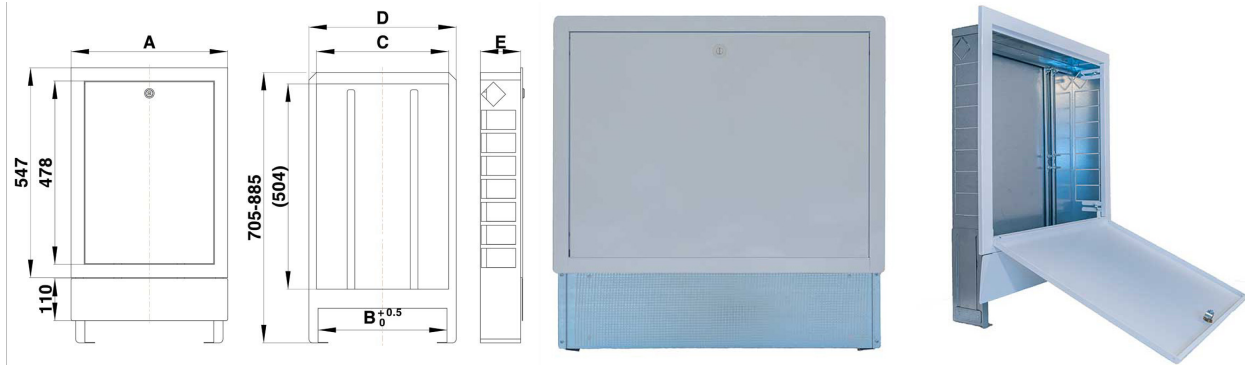
☑ Advantages

- Compact design ideal for spaces with limited depth
- Modern and minimalist look that fits into any space
- Quick and easy installation thanks to perforations and adjustable rails
- Secure installation with a reliable metal lock
- Long-term resistance to corrosion and mechanical damage

Art.	Ident	A [mm]	B [mm]	C [mm]	D [mm]	E [mm]
PO 101	1941201PK	409	337	345	385	80 - 110
PO 102	1941202PK	459	387	395	435	80 - 110
PO 103	1941203PK	513	441	449	489	80 - 110
PO 104	1941204PK	598	526	534	574	80 - 110
PO 105	1941205PK	748	676	684	724	80 - 110
PO 106	1941206PK	898	826	834	874	80 - 110
PO 107	1941207PK	1048	976	984	1024	80 - 110
PO 108	1941208PK	1198	1126	1134	1174	80 - 110
PO 109	1941209PK	1498	1426	1434	1474	80 - 110

☑ HERZ in-wall distribution cabinet 110-190

The in-wall distribution cabinet 110-190 represents a modern solution for aesthetic, safe and functional installation of distributors in residential and commercial spaces. With an emphasis on clean lines, minimalist design and technical excellence, this cabinet perfectly balances a modern look and reliable construction. Thanks to its depth of 110–190 mm, it allows for easy integration of various installation systems. The galvanized construction and powder-coated frame, door and cover strip ensure long-term corrosion protection and durability.



☑ Technical characteristics:

- Installation depth: 110-190 mm
- Surface treatment of frame, door, cover panels: powder coating, RAL 9016 (white)
- Opening for installations: perforated side and top openings
- Adjustable distributor holder rails
- Lock: high-quality plastic lock
- Included materials for mounting the manifold

☑ Advantages

- Modern and minimalist design that fits into any space
- Quality workmanship and superior surface finish
- Adjustable height and flexible rails for maximum precision when installing the manifold
- Long-term protection against corrosion and mechanical damage
- Quick and easy installation

Art.	Ident	A [mm]	B [mm]	C [mm]	D [mm]	E [mm]
PO 111	1941211PK	409	337	345	385	110 - 190
PO 112	1941212PK	459	387	395	435	110 - 190
PO 113	1941213PK	513	441	449	489	110 - 190
PO 114	1941214PK	598	526	534	574	110 - 190
PO 115	1941215PK	748	676	684	724	110 - 190
PO 116	1941216PK	898	826	834	874	110 - 190
PO 117	1941217PK	1048	976	984	1024	110 - 190
PO 118	1941218PK	1198	1126	1134	1174	110 - 190
PO 119	1941219PK	1498	1426	1434	1474	110 - 190
PO 120	19412 20	598	526	534	574	150 - 190
PO 121	1941221	748	676	684	724	150 - 190
PO 122	1941222	898	826	834	874	150 - 190
PO 123	1941223	1048	976	984	1024	150 - 190
PO 124	1941224	1198	1126	1134	1174	150 - 190
PO 125	1941225	1498	1426	1434	1474	150 - 190

☑ HERZ in-wall distribution cabinet SLIM

The in-wall distribution cabinet SLIM represents the perfect combination of elegance, functionality and durability. It is designed for safe, aesthetic and precise installation of distributors in residential, commercial and technical spaces. With its increased depth of 110 mm, this model allows easy adaptation to different installation requirements, while its solid construction ensures long-lasting and reliable operation. The cabinet is made with an emphasis on minimalist design and high quality materials, which makes it a perfect fit for modern interiors and professional electrical installation systems.



☑ Technical characteristics:

- Installation depth: 110 mm
- Door and frame: painted in RAL 9016
- Door and frame: packed in protective foil
- Plastic mesh: on the cover plate and rear of the housing
- Adjustable height: up to 165 mm
- Adjustable distributor holder rails
- Lock: high-quality plastic lock
- Manifold mounting material included

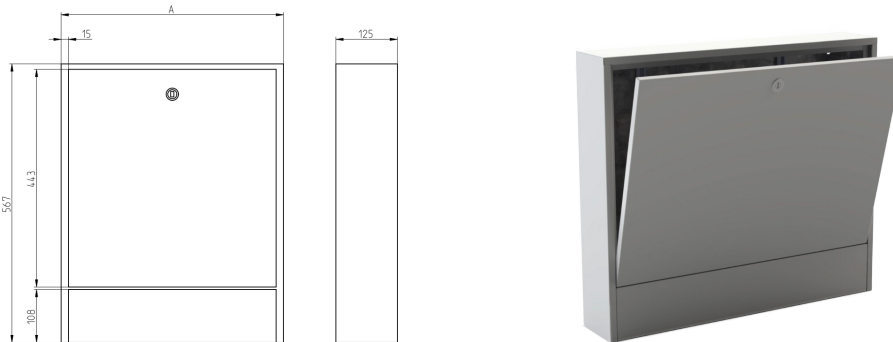
☑ Advantages

- Modern and minimalist look
- Simple and quick installation
- High level of protection and reliability
- Adaptability to different installation systems
- Long-term resistance to corrosion and mechanical damage

Art.	Ident	A [mm]
PO 401 S	1941241	452
PO 402 S	1941242	552
PO 403 S	1941243	652
PO 404 S	1941244	752
PO 405 S	1941245	902
PO 406 S	1941246	1052
PO 407 S	1941247	1252

HERZ on-wall distribution cabinet

The on-wall distribution cabinet is designed as a reliable and aesthetic solution for wall-mounted distribution boards in residential and commercial spaces. Its construction combines superior craftsmanship, functionality and modern design, making it an ideal choice for spaces where wall mounting is not possible, but still requires a neat and professional look. Thanks to its increased strength and precise finishing, it ensures long-lasting operation, easy maintenance and maximum adaptability to various installation requirements.



Technical characteristics:

- Installation: above the wall
- Surface treatment: powder coating white, RAL 9016
- Construction depth: 125 mm
- Distributor holder rails: adjustable, for optimal positioning and fixation
- Lock: high-quality plastic lock

Advantages

- Above wall mounting — ideal for subsequent installations
- Modern and compact design that fits into any space
- High level of protection and long-lasting resistance
- Quality finish and professional appearance

Art.	Ident	A [mm]
PO 301	1941231	452
PO 302	1941232	552
PO 303	1941233	652
PO 304	1941234	752
PO 305	1941235	902
PO 306	1941236	1052
PO 307	1941237	1252

Spare parts and accessories

Article number	Description	Suitable for
1941203PS	cover plate type 500	1941203PK / 1941213PK
1941204PS	cover plate type 600	1941204PK / 1941214PK / 1941220
1941205PS	cover plate type 750	1941205PK / 1941215PK / 1941221
1941206PS	cover plate type 900	1941206PK / 1941216PK / 1941222
1941207PS	cover plate type 10500	1941207PK / 1941217PK / 1941223
1941201OV	frame and door type 400	1941202PK / 1941212PK
1941203OV	frame and door type 500	1941203PK / 1941213PK
1941204OV	frame and door type 600	1941204PK / 1941214PK / 1941220
1941205OV	frame and door type 750	1941205PK / 1941215PK / 1941221
1941206OV	frame and door type 900	1941206PK / 1941216PK / 1941222
1941207OV	frame and door type 1050	1941207PK / 1941217PK / 1941223
1941208OV	frame and door type 1200	1941208PK / 1941218PK / 1941224
1941201V	door type 300	1941201PK / 1941211PK
1941202V	door type 400	1941202PK / 1941212PK
1941203V	door type 500	1941203PK / 1941213PK
1941204V	door type 600	1941204PK / 1941214PK / 1941220
1941205V	door type 750	1941205PK / 1941215PK / 1941221
1941206V	door type 900	1941206PK / 1941216PK / 1941222
1941207V	door type 1050	1941207PK / 1941217PK / 1941223
1941208V	door type 1200	1941208PK / 1941218PK / 1941224
1941209V	door type 1500	1941209PK / 1941219PK / 1941225
1941241OV	frame and door slim type 400	1941241
1941242OV	frame and door slim type 500	1941242
1941243OV	frame and door slim type 600	1941243
1941244OV	frame and door slim type 750	1941244
1941245OV	frame and door slim type 900	1941245
1941246OV	frame and door slim type 1050	1941246
1941247OV	frame and door slim type 1200	1941247
1941241PS	cover plate slim type 400	1941241
1941242PS	cover plate slim type 500	1941242
1941243PS	cover plate slim type 600	1941243
1941244PS	cover plate slim type 750	1941244
1941245PS	cover plate slim type 900	1941245
1941246PS	cover plate slim type 1050	1941246
1941247PS	cover plate slim type 1200	1941247
1941241O	frame slim type 400	1941241
1941242O	frame slim type 500	1941242
1941243O	frame slim type 600	1941243
1941244O	frame slim type 750	1941244
1941245O	frame slim type 900	1941245
1941246O	frame slim type 1050	1941246
1941247O	frame slim type 1200	1941247
1941241V	door slim type 400	1941241
1941242V	door slim type 500	1941242
1941243V	door slim type 600	1941243
1941244V	door slim type 750	1941244
1941245V	door slim type 900	1941245
1941246V	door slim type 1050	1941246
1941247V	door slim type 1200	1941247